

ALIMENTATION GL-PSTR2496-2.0

Product Feature

- Width voltage input,full power output
- Design of metal shell, improving heat dissipation performance
- Isolated design,safe and reliable
- Protections:Over load,Short circuit,over voltage
- Comply with CE/UL/SELV
- Protection grades is as high as IP67
- 5 years warranty



Application



Light box



LED Strip Light




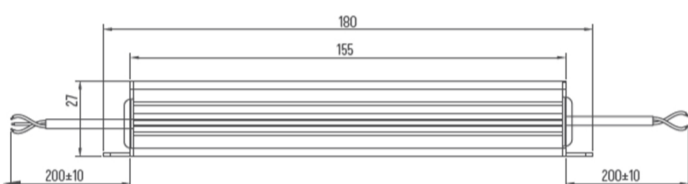
LED Tube



Moduel



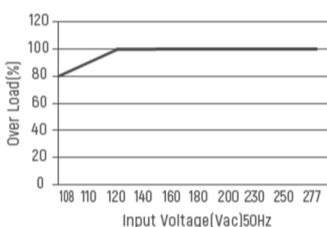
Dimension(mm)



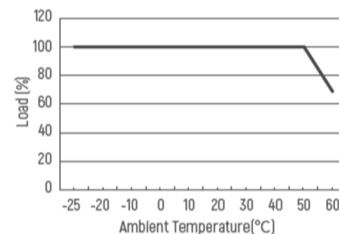
Wiring Diagram



Input Derating Curve



Derating Curve



Model	GL-PSTR2496-2.0	
Input	Efficiency	88%@230VAC, Full load
	Voltage	120VAC-277VAC
	Frequency	50~60Hz
	Power Factor	>0.95@230VAC, Full load
	Standby power	<0.5W
	Current	1.1Amax@120VAC
	Inrush Current	Cold start 50A@230VAC
Output	Current/Voltage/Power	4A/24VDC/96W
	Voltage Tolerance	±4%
	Channel	1
	Start Delay	<2s, at 230Vac
Protection	Short Circuit	Auto recovery when failure is removed.
	Over Voltage	<36VDC Shut down the output, After restart recovers automatically.
	Over Load	<5.4A auto recovery when failure is removed.
Safety	Surge	L-N: 2kV
	Withstand Voltage	I/P-O/P:3000VAC/5mA I/P-PG:1500VAC/5mA O/P-PG:500VAC/5mA
	Safety Standards	UL8750(type*HL*),CSA C22.2 No.250.13-12 ; EAC TC004,UL60950-1,TUV EN60350-1, J61347-1,J613447-2-13 GB19510.1,GB19510.14,UL879
Others	Working Temp.	-25°C~+50°C
	Storage Temp.; Humidity	-40°C~85°C, 20-90%RH
	Tc	90°C
	Material	Metal
	IP Rating	IP67
	Lifetime	50,000h@tc:85°C
	Warranty Condition	5 years
	Switch Cycle	>100,000 times
	Packing Size	Net weight: 430g±5%/PCS; 30PCS/Carton; 13kg±5%/Carton; Carton Size: 365*215*200mm(L*W*H)
Dimension	180*50*27mm(L*W*H)	

Cautions

- 1 This product should cut off the input voltage and installed by a professional.
- 2 Make sure that the output voltage and current of the power supply must meet the specifications of the lamp before installation.
- 3 It is waterproof IP67,do not soak in water for a long time when using.
- 4 The driver should be installed in a well space and environment.
- 5 The sectional area of the conductor wire which connect to the driver and lamp should be enough (Recommended less than 4A/mm²).
- 6 Make sure all connections are correct and secure before powering up.
- 7 If break down during use,it must be repaired by a professional or contact the supplier.

Suivant la Norme XP C 61-551 (extrait) § 7.3.2.1 Ventilation : Les enveloppes doivent être suffisamment ventilées pour éviter les problèmes de condensation et surchauffe. § 7.4.1 Température maximum : la température maximum à l'intérieur de l'enseigne ne doit pas excéder la température maximale d'utilisation de tous les matériaux ou composants entrant dans sa fabrication, telle que spécifiée par les fournisseurs des matériaux. Il est donc impératif de prévoir des systèmes d'aération. Ne pas utiliser de colle à base de solvant. En cas d'installation en atmosphère saline (bord de mer ou autre...) il est nécessaire de protéger les modules. Dans le cas contraire la garantie de 5 ans ne pourra pas s'appliquer.

